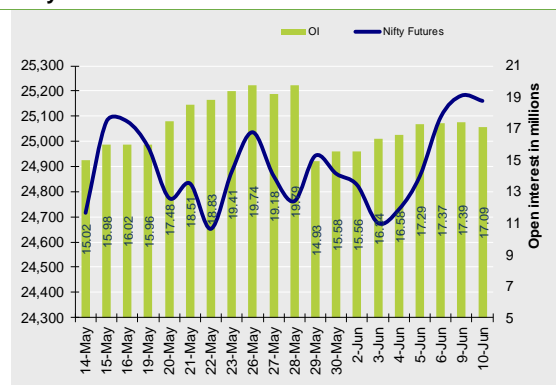


Nifty Snapshot

	Close	Prv Cl.	Ab chg	% chg
Spot	25,104.25	25,103.20	1.05	0.00
Futures	25,160.60	25,181.80	-21.20	-0.08
OI(ml shr)	17.09	17.39	-0.31	-1.76
Vol (lots)	53036	53999	-963	-1.78
COC	56.35	78.60	-22.25	-28.3
PCR-OI	0.97	1.01	-0.04	-3.6

Nifty Futures Price v/s OI



Institutional Activity in previous trading session

(in Rs cr.)	Buy	Sell	Net
Index Futures	2451.88	1891.78	560.10
Index Options	838901.42	834580.07	4321.35
Stock Futures	17379.52	20770.70	-3391.18
Stock Options	63988.04	68662.01	-4673.97
FII Cash	16,548.24	14,246.37	2,301.87
DII Cash	13,787.98	12,674.64	1,113.34

Net FII Activity (in Rs cr.)

Date	Idx Fut	Stk Fut	Idx Opt	Cash
10-Jun	560.1	-3391.2	4321.4	2302
9-Jun	-537.7	18.5	-7119.1	1993
6-Jun	2456.1	3826.0	-782.0	1010
5-Jun	-787.4	-393.0	14453.6	-208
4-Jun	57.1	-517.4	-18900.1	1076
3-Jun	-2547.0	-2638.1	-23343.2	-2854

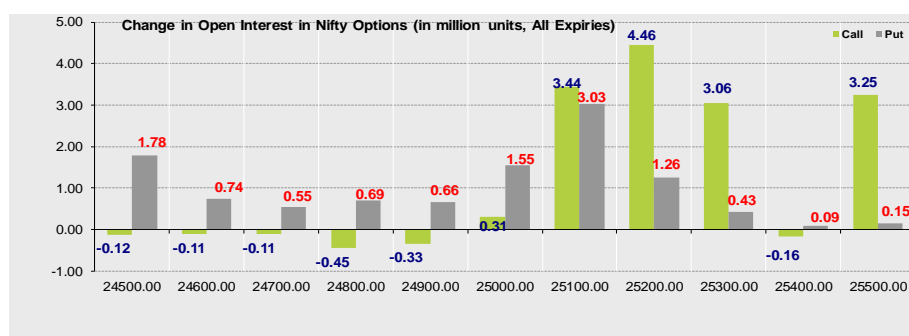
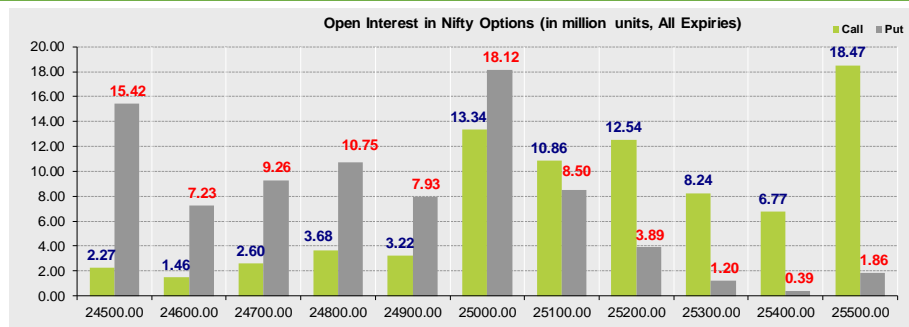
Technical Pivot (Intraday):

	S2	S1	PIVOT	R1	R2
NIFTY	25060	25110	25180	25230	25300
BANKNIFTY	56485	56625	56860	57000	57240

Summary

- Indian markets closed on a flat note where buying was mainly seen in IT, Metals, Pharmaceutical Sectors. Nifty June Futures closed at 25160.60 (down 21.20 points) at a premium of 56.35 pts to spot.
- FII's were net buyers in Cash to the tune of 2301.87 Cr and were net buyers in index futures to the tune of 560.10 Cr.
- India VIX decreased by 4.61% to close at 14.02 touching an intraday high of 14.74.

Open Interest in Nifty Options:



- The above second chart shows previous trading day's change in Nifty options where Addition in OI were seen in 25500, 25300, 25200, 25100 strike Calls and at 24900, 25000, 25100, 25200 strike Puts indicating market is likely to remain range bound in the near term.
- Highest OI build-up is seen at 25500 strike Calls and 25000 strike Puts, to the tune of 18.47mn and 18.12mn respectively.

Outlook on Nifty:

Index is likely to open on a flattish note today and is likely to remain range bound during the day.

(Price is in Rs; OI is in million units; Price chg and OI chg are in percentage) **NB RESEARCH**

Fresh Longs seen in:

Scrip	Price	Price chg	OI	OI Chg
BLUESTARCO	1632.3	3.6	0.9	70.5
BDL	1974.8	0.9	1.9	10.7
OFSS	9517.0	3.8	0.8	10.3

Short Covering seen in:

Scrip	Price	Price chg	OI	OI Chg
MUTHOOTFIN	2556.3	0.4	4.5	-8.7
HINDCOPPER	264.2	1.8	37.7	-7.3
BHEL	261.5	0.8	61.2	-6.0

Fresh Shorts seen in:

Scrip	Price	Price chg	OI	OI Chg
DMART	4079.0	-2.9	4.2	16.0
KAYNES	5612.0	-1.1	0.2	15.4
PPLPHARMA	207.0	-2.4	7.3	14.7

Long Unwinding seen in:

Scrip	Price	Price chg	OI	OI Chg
TITAGARH	922.7	-3.2	7.2	-8.3
IIFL	482.7	-1.3	11.3	-7.4
ANGELONE	3153.0	-1.9	2.9	-7.2

NIFTY50 Options OI (CE OI = Resistance) (PE OI = Support)			
Symbol	Highest CE OI	Highest PE OI	CMP
ADANIENT	2700	2700	2622
ADANIPTS	1500	1400	1474
APOLLOHOSP	7000	6800	6933
ASIANPAINT	2300	2200	2224
AXISBANK	1250	1200	1236
BAJAJ-AUTO	9000	8500	8649
BAJFINANCE	10000	9000	9523
BAJAJFINSV	2100	1900	2007
BEL	400	390	398
BHARTIARTL	1880	1860	1860
CIPLA	1600	1320	1514
COALINDIA	400	400	401
DRREDDY	1300	1300	1354
EICHERMOT	5500	5000	5398
ETERNAL	270	240	256
GRASIM	2700	2700	2714
HCLTECH	1820	1600	1673
HDFCBANK	2000	1940	1969
HDFCLIFE	800	750	762
HEROMOTOCO	4400	3700	4372
HINDALCO	700	600	660
HINDUNILVR	2400	2400	2376
ICICIBANK	1450	1450	1429
ITC	440	420	428
INDUSINDBK	820	800	845

NIFTY50 Options OI (CE OI = Resistance) (PE OI = Support)			
Symbol	Highest CE OI	Highest PE OI	CMP
INFY	1600	1600	1599
JSWSTEEL	1020	980	1007
JIOFIN	310	290	303
KOTAKBANK	2200	2100	2155
LT	3740	3500	3687
M&M	3100	3000	3081
MARUTI	12500	12500	12523
NTPC	350	340	340
NESTLEIND	2500	2200	2435
ONGC	250	240	245
POWERGRID	310	270	302
RELIANCE	1500	1400	1443
SBILIFE	1860	1800	1795
SHRIRAMFIN	720	660	702
SBIN	820	800	819
SUNPHARMA	1700	1700	1693
TCS	3600	3400	3470
TATACONSUM	1200	1100	1117
TATAMOTORS	800	700	734
TATASTEEL	161.4	156.4	156
TECHM	1600	1360	1618
TITAN	3600	3500	3531
TRENT	6000	5500	5830
ULTRACEMCO	12000	9800	11422
WIPRO	260	250	255

OI against MWPL				
Symbol	MWPL	Open Interest	Limit for next day	% OI
TITAGARH	16037381	18616350	Ban	116%
IREDA	134388235	146269750	Ban	109%
ABFRL	121580965	128978200	Ban	106%
RBLBANK	121575211	126426275	Ban	104%
CHAMBLFERT	31728204	30604250	Ban	96%
CDSL	35530000	32491225	1262275	91%
HINDCOPPER	65482129	57907800	Ban	88%
MANAPPURAM	109606743	93942000	10184405	86%
BSOFT	32988281	27096500	4242366	82%
HUDCO	100095000	80723800	14366450	81%
BANDHANBNK	193371109	145147600	38554953	75%
NATIONALUM	178967755	130061250	39958117	73%
PNB	687763516	497240000	156135340	72%
LICHSGFIN	60244101	42250000	14981895	70%
TATATECH	36328758	25405900	9106420	70%
LTF	168467595	116444814	43599401	69%
DIXON	8159946	5582650	2169298	68%
SAIL	289148547	196554100	78137019	68%
AARTIIND	41876170	28374600	11407761	68%
HFCL	189248684	127002900	52783349	67%
CANBK	672420574	443805750	194993795	66%
INOXWIND	134884086	89016450	39123431	66%
IRCTC	60165566	39348750	17808537	65%
BSE	63258922	41351625	18744350	65%
TATACHEM	31601465	20515650	9505741	65%
IEX	177849950	115237500	53719952	65%
HAL	37934515	24568650	11469139	65%
NMDC	689383367	443961000	210953198	64%
BIOCON	94007780	59020000	30287391	63%
GRANULES	29668038	18153650	10030986	61%
INDUSINDBK	125014099	74429800	44333594	60%
MCX	10180563	5950200	3721334	58%
ACC	16266067	9480300	5972463	58%

[illegible]

Derivative Recommendations:

Stock Name	Call (Buy/Sell)	Entry price	Targets	Stop Loss	Duration	Status
HUDCO (Bull Call spread)	Buy	9.8	20	4	Positional	Open
IRFC 147.5CE	Buy	147.5	9	3	1-2 Days	Open
LTF 195 CE	Buy	5	10	2.5	1-2 Days	Open
EXIDEIND 400CE	Buy	12	20	8	1-2 Days	Open
INDUSINDBK 850 CE	Buy	21.3	33	15	1-2 Days	Open

FROM THE EQUITY DERIVATIVE DESK:

NIRAV HARISH CHHEDA
AVP - DERIVATIVES AND TECHNICAL RESEARCH
E-Mail: nirav.chheda@nirmalbang.com
Tel no: 6273-8199/8000

AMIT BHUPTANI
SNR.DERIVATIVES AND TECHNICAL RESEARCH ANALYST
E-Mail: amit.bhuptani@nirmalbang.com
Tel no: 6273-8242/8000

DISCLOSURES

Research Reports that are published by Nirmal Bang Securities Private Limited (hereinafter referred to as "NBSPL") are for private circulation only. NBSPL is a registered Research Analyst under SEBI (Research Analyst) Regulations, 2014 having Registration no. INH000001766. NBSPL is also a registered Stock Broker with National Stock Exchange of India Limited, BSE Limited, Metropolitan Stock Exchange of India Limited, Multi Commodity Exchange of India Limited, National Commodity and Derivative Exchange Limited and Indian Commodity Exchange Limited in cash and Equity and Commodities derivatives segments.

NBSPL has other business divisions with independent research teams separated by Chinese walls, and therefore may, at times, have different or contrary views on stocks and markets.

NBSPL or its associates have not been debarred / suspended by SEBI or any other regulatory authority for accessing / dealing in securities Market. NBSPL, its associates or analyst or his relatives do not hold any financial interest (Except Investment) in the subject company. NBSPL or its associates or Analyst do not have any conflict or material conflict of interest at the time of publication of the research report with the subject company. NBSPL or its associates or Analyst or his relatives may or may not hold beneficial ownership of 1% or more in the subject company at the end of the month immediately preceding the date of publication of this research report.

NBSPL or its associates / analyst has not received any compensation / managed or co-managed public offering of securities of the company covered by Analyst during the past twelve months. NBSPL or its associates have not received any compensation or other benefits from the company covered by Analyst or third party in connection with the research report. Analyst has not served as an officer, director or employee of Subject Company. NBSPL / analyst has not been engaged in market making activity of the subject company.

Analyst Certification: The research analysts and authors of these reports, hereby certify that the views expressed in this research report accurately reflects my/our personal views about the subject securities, issuers, products, sectors or industries. It is also certified that no part of the compensation of the analyst(s) was, is, or will be directly or indirectly related to the inclusion of specific recommendations or views in this research. The analyst(s) principally responsible for the preparation of this research report and has taken reasonable care to achieve and maintain independence and objectivity in making any recommendations.

DISCLAIMER

This report is for the personal information of the authorized recipient and does not construe to be any investment, legal or taxation advice to you. NBSPL is not soliciting any action based upon it. Nothing in this research shall be construed as a solicitation to buy or sell any security or product, or to engage in or refrain from engaging in any such transaction. In preparing this research, we did not take into account the investment objectives, financial situation and particular needs of the reader.

This research has been prepared for the general use of the clients of NBSPL and must not be copied, either in whole or in part, or distributed or redistributed to any other person in any form. If you are not the intended recipient you must not use or disclose the information in this research in any way. Though disseminated to all the customers simultaneously, not all customers may receive this report at the same time. NBSPL will not treat recipients as customers by virtue of their receiving this report. This report is not directed or intended for distribution to or use by any person or entity resident in a state, country or any jurisdiction, where such distribution, publication, availability or use would be contrary to law, regulation or which would subject NBSPL & its group companies to registration or licensing requirements within such jurisdictions.

The report is based on the information obtained from sources believed to be reliable, but we do not make any representation or warranty that it is accurate, complete or up-to-date and it should not be relied upon as such. We accept no obligation to correct or update the information or opinions in it. NBSPL or any of its affiliates or employees shall not be in any way responsible for any loss or damage that may arise to any person from any inadvertent error in the information contained in this report. NBSPL or any of its affiliates or employees do not provide, at any time, any express or implied warranty of any kind, regarding any matter pertaining to this report, including without limitation the implied warranties of merchantability, fitness for a particular purpose, and non-infringement. The recipients of this report should rely on their own investigations.

This information is subject to change without any prior notice. NBSPL reserves its absolute discretion and right to make or refrain from making modifications and alterations to this statement from time to time. Nevertheless, NBSPL is committed to providing independent and transparent recommendations to its clients, and would be happy to provide information in response to specific client queries.

Before making an investment decision on the basis of this research, the reader needs to consider, with or without the assistance of an adviser, whether the advice is appropriate in light of their particular investment needs, objectives and financial circumstances. There are risks involved in securities trading. The price of securities can and does fluctuate, and an individual security may even become valueless. International investors are reminded of the additional risks inherent in international investments, such as currency fluctuations and international stock market or economic conditions, which may adversely affect the value of the investment. Opinions expressed are subject to change without any notice. Neither the company nor the director or the employees of NBSPL accept any liability whatsoever for any direct, indirect, consequential or other loss arising from any use of this research and/or further communication in relation to this research. Here it may be noted that neither NBSPL, nor its directors, employees, agents or representatives shall be liable for any damages whether direct or indirect, incidental, special or consequential including lost revenue or lost profit that may arise from or in connection with the use of the information contained in this report.

Copyright of this document vests exclusively with NBSPL. Our reports are also available on our website www.nirmalbang.com